



















myHome50CLASSIC








technical specifications : 2020_01
2150 x 2150 x 890

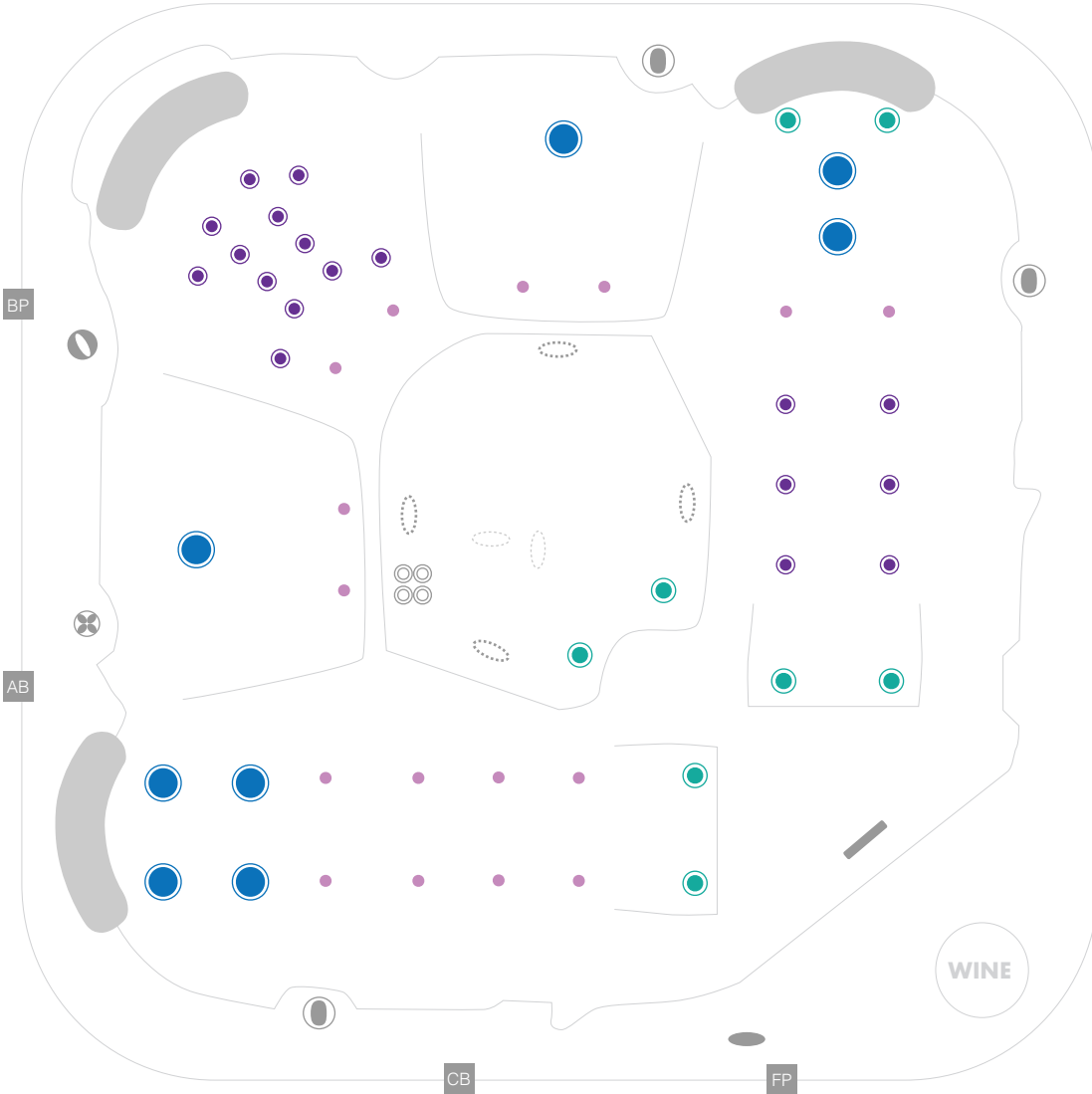


JETS & TOPSIDE CONTROLS

-  500 series jet
-  400 series jet
-  300 series jet
-  200 series jet
-  volcano jet
-  7" cohuna jet
-  swim jet
-  neck jet
-  air massage jet
-  large diverter control
-  small on/off control
-  air control
-  aromatherapy canister
-  touchpad control
-  filter box
-  safety suction
-  water return jet
-  water spout

EQUIPMENT INSTALLED IN CABINET

-  CB main control box
-  FP filtration pump
-  BP hydrojet boost pump
-  v80 varidrive80 pump
-  AB air blower
-  2sp 2 speed pump
-  DV drain valve



Sapphire Spas comply with Australian Standard AS1926.3-2010