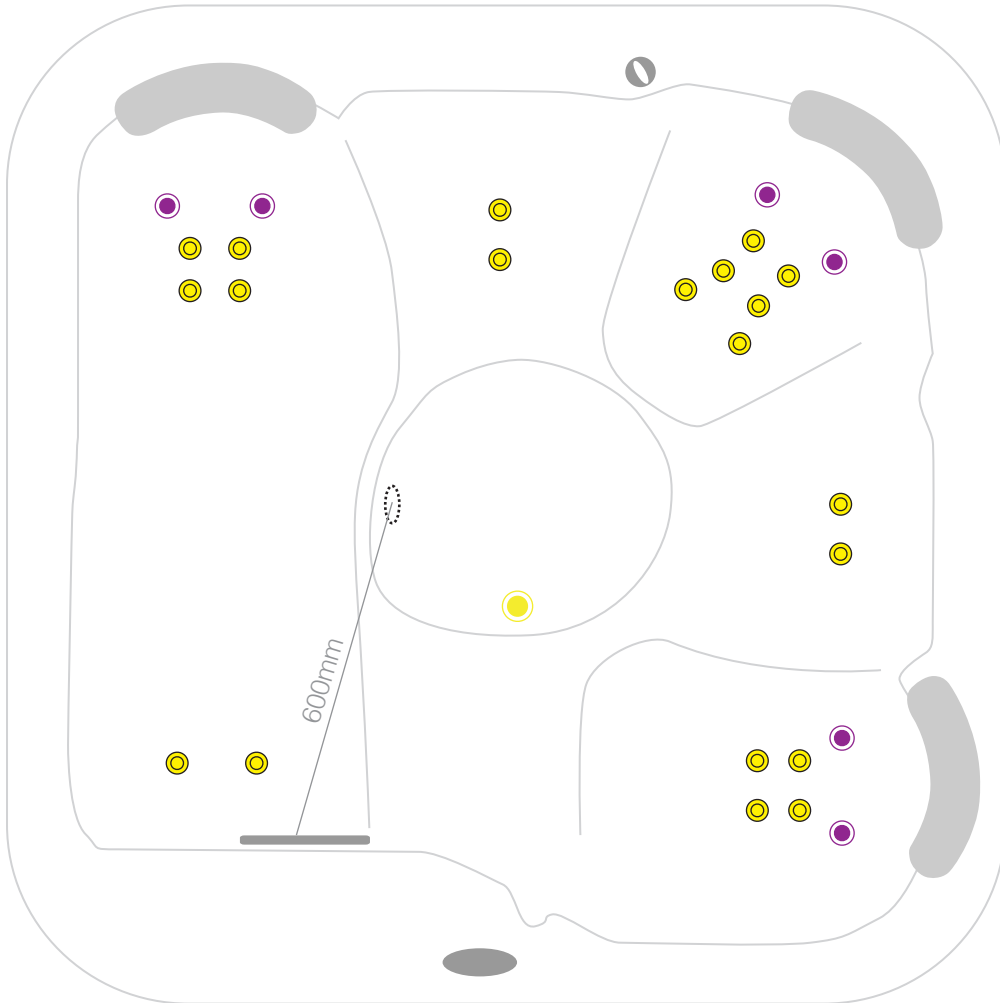








sapphireAdvantage

technical specifications : 2026_02
1950 x 1950 x 820



-  300 series jet
-  200 series jet
-  air control
-  touchpad
-  filter box
-  safety suction
-  main light

sapphireAdvantage

technical specifications : 2026_02
1950 x 1950 x 820

X LOCATION FOR PRE-POWER THROUGH SLAB
(power supply in conduit or flex to be installed in concrete slab at a MAXIMUM of 40mm above slab height)

