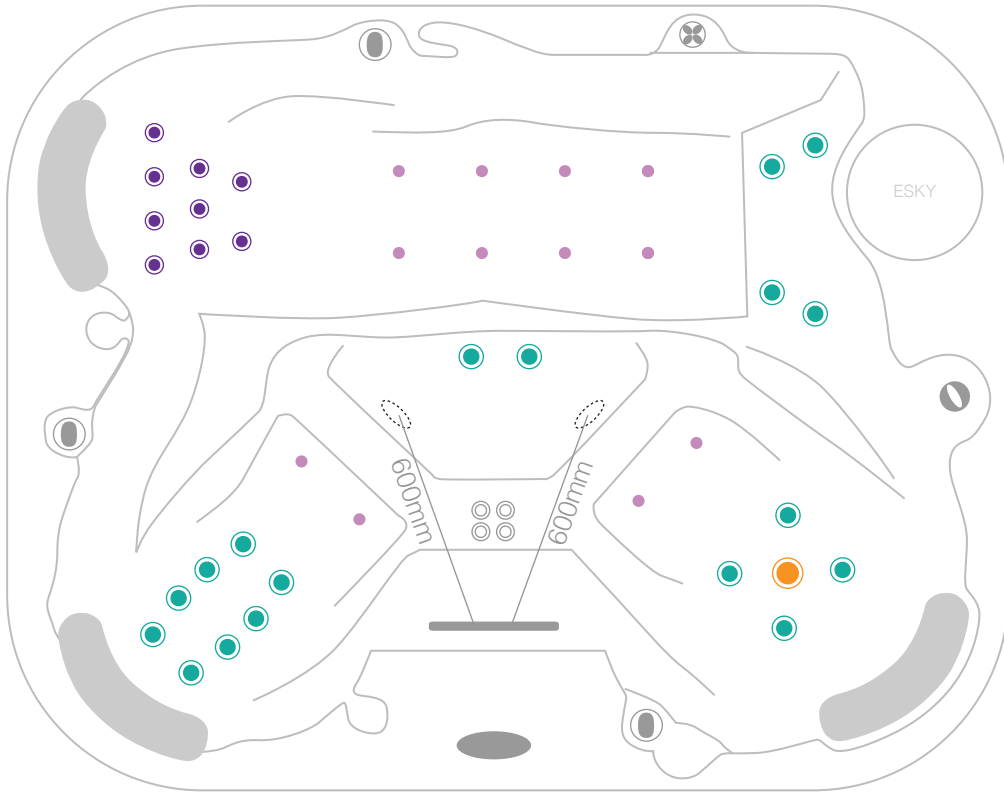



















myPartner40CLASSIC

technical specifications : 2025_01
2000 x 1600 x 890



-  400 series jet
-  300 series jet
-  200 series jet
-  volcano jet
-  7" cohuna jet
-  swim jet
-  neck jet
-  air massage jet
-  large divertor control
-  small on/off control
-  air control
-  aromatherapy canister
-  touchpad control
-  filter box
-  safety suction
-  water return jet
-  water spout

myPartner40CLASSIC

technical specifications : 2025_01
2000 x 1600 x 890

