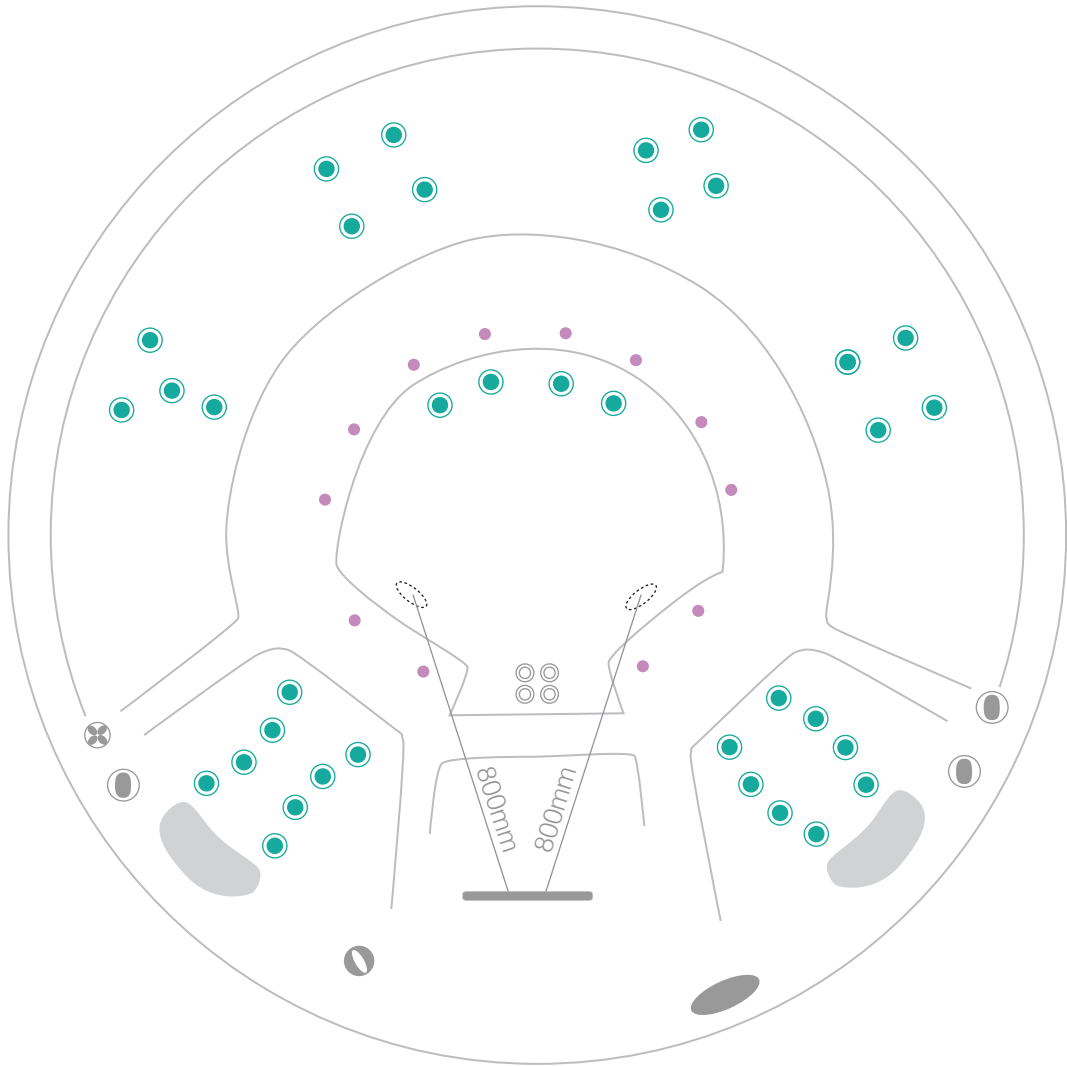



















myHotTub48STANDARD+

technical specifications : 2025_01
2190 x 915



-  400 series jet
-  300 series jet
-  200 series jet
-  volcano jet
-  7" cohuna jet
-  swim jet
-  neck jet
-  air massage jet
-  large diverter control
-  small on/off control
-  air control
-  aromatherapy canister
-  touchpad control
-  filter box
-  safety suction
-  water return jet
-  water spout

myHotTub48STANDARD+

technical specifications : 2025_01
2190 x 915

X LOCATION FOR PRE-POWER THROUGH SLAB
(power supply in conduit or flex to be installed in concrete slab at a MAXIMUM of 40mm above slab height)

