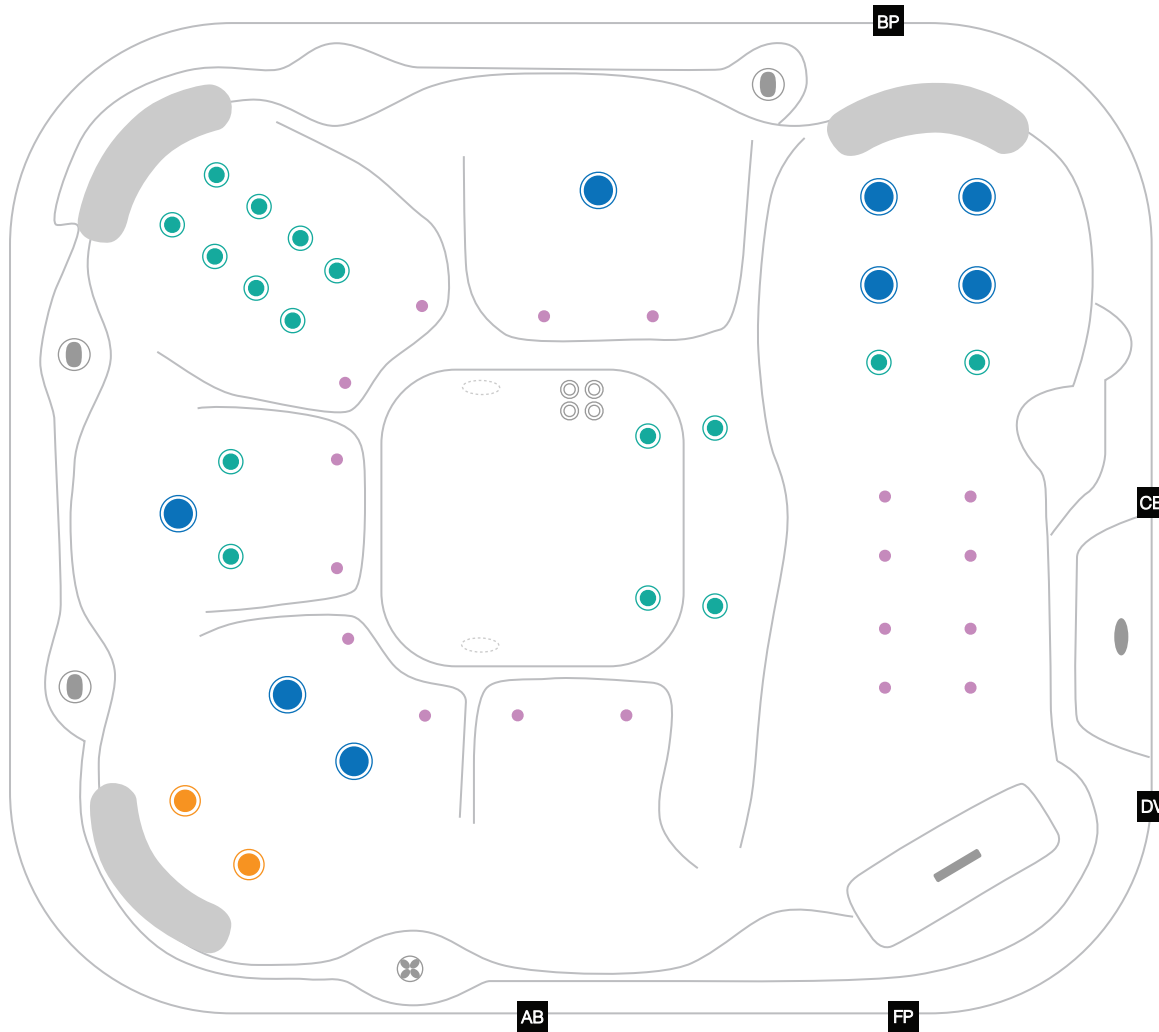




















myTimeout44CLASSIC

technical specifications : 2021_01
2260 x 1990 x 890



JETS & TOPSIDE CONTROLS

-  500 series jet
-  400 series jet
-  300 series jet
-  200 series jet
-  volcano jet
-  7" cohuna jet
-  swim jet
-  neck jet
-  air massage jet
-  large diverter control
-  small on/off control
-  air control
-  aromatherapy canister
-  touchpad control
-  filter box
-  safety suction
-  water return jet
-  water spout

EQUIPMENT INSTALLED IN CABINET

- CB** main control box
- FP** filtration pump
- BP** hydrojet boost pump
- v80** varidrive80 pump
- AB** air blower
- 2sp** 2 speed pump
- DV** drain valve